

# **HOTEL SUPPLIES PRODUCT CATALOG**

# 2024

# RUBABA

Where Every Room Tells a Tale of Luxury.

**FOR MORE INFO CONTACT:**

**RIZA -+97158 9731932**

**ADNAN - +971 50 839 8423**

**EMAIL-[riza@rubabame.com](mailto:riza@rubabame.com)**

**Mostafa Bin Abdul Latif Bldg**

**Al Souq Al Kabeer**

**P.O.BOX 44 BUR DUBAI UAE**





We have different brands to offer , covering all price brackets ,

Valera from SWIISS

Braun from Germany

Blaupunkt from Germany

Beko from Turkey

Basics Star from China



## INDEX

1.Electric Kettle

2.Welcome Tray

3.Hair Dryer

4.Mini Bar

5.Hotel Safe

6.Steam iron

7.Ironing Board

8.Magnifying mirror /Weighing Scale

9.Hotel Intercom/Telephone

10.Flashlight & Dustbin

11.Luggage Rack

12.Alarm Clock

13.Hotel Staff Uniform

14.Customised Table cloth

15.Hotel Bed & Bath Linen Set

## Page

3

5

10

13

16

17

18

19

20

21

22

23

24

26

27/28




*Your favorite is my good fortune.*

More than 120 countries and 3600 hotels approve Honeyson products.







**Outer Body**  
304 Stainless Steel



**2-LAYER ANTI-SCALD DESIGN**

**Inner Body**  
304 Stainless Steel

**Outer Body**  
Anti-scald PP Plastic

**ELECTRIC KETTLE**

Model: H1263  
Voltage: 220-240V  
Capacity: 0.6L  
Hertz: 50-60Hz  
Power: 1000-1200W



**ELECTRIC KETTLE**

Model: H1208  
Voltage: 220-240V  
Capacity: 0.8L  
Hertz: 50-60Hz  
Power: 800-1000W



**ELECTRIC KETTLE**

Model: H1262  
Voltage: 220-240V  
Capacity: 0.6L  
Hertz: 50-60Hz  
Power: 1000-1200W



**ELECTRIC KETTLE**

Model: H1268  
Voltage: 220-240V  
Capacity: 0.8L  
Hertz: 50-60Hz  
Power: 1000-1200W



**ELECTRIC KETTLE**

Model: H0881S Matt  
Voltage: 220-240V  
Capacity: 0.8L  
Hertz: 50-60Hz  
Power: 1000-1200W



**ELECTRIC KETTLE**

Model: K1206-1  
Voltage: 220-240V  
Capacity: 1.0L  
Hertz: 50-60Hz  
Power: 1000-1200W



**ELECTRIC KETTLE**

Model: H0880S  
Voltage: 220-240V  
Capacity: 0.8L  
Hertz: 50-60Hz  
Power: 1000-1200W



**ELECTRIC KETTLE**

Model: K81  
Voltage: 220-240V  
Capacity: 0.8L  
Hertz: 50-60Hz  
Power: 1000-1200W



**ELECTRIC KETTLE**

Model: H1202 Matt  
Voltage: 220-240V  
Capacity: 1.2L  
Hertz: 50-60Hz  
Power: 1350-1600W



**ELECTRIC KETTLE**

Model: H1202B Matt  
Voltage: 220-240V  
Capacity: 1.2L  
Hertz: 50-60Hz  
Power: 1800-2000W



**ELECTRIC KETTLE**

Model: H2002  
Voltage: 220-240V  
Capacity: 1.2L  
Hertz: 50-60Hz  
Power: 1350-1600W



**ELECTRIC KETTLE**

Model: H1205/H1206  
Voltage: 220-240V  
Capacity: 1.2L  
Hertz: 50-60Hz  
Power: 1000-1200W



## BRAUN KETTLES AND IRONS

Breakfast1 Water Kettle WK 1100 Black, Capacity: 1.7 l, Housing : Plastic, Wattage (W) 2200, Integrated power cord storage



Breakfast1 Water Kettle WK 1100 White ,Capacity: 1.7 l, Housing: Plastic, Wattage (W) 2200, Integrated power cord storage



Braun WK 3110 Black, Lid: Flip lid, Capacity: 1.7, Wattage (W) 3000



Braun TexStyle 1 Steam Iron SI 1070 Purple/ black, Steam shot: 130 g/ min, Water tank capacity: 220 ml, Wattage (W): 2000, Power cord length: 1,9 m



Braun TexStyle 1 Steam Iron SI 1009 Orange/white ,Steam shot: 120 g / min, Water tank capacity 220 ml ,Wattage (W)1900,Power cord length 1,9 m



# BRAUN

**We believe that good design can make lives better  
- 100 years ago, now and in the future.**

For 100 years, Braun has kept to three important principles, inspired by people: Good design is simple, useful and built to last. Until today, people all over the world turn to us because Braun products make life better. They trust in our brand when it counts the most: Whether they want to prepare that special dinner for a first date, iron their best shirt for an important job interview or prepare a vast breakfast for the whole family.





## 3-LAYER ANTI-SCALD DESIGN

### Inner Body

304 Stainless Steel

### Middle Layer

Anti-scald PP Plastic

### Outer Body

Stainless Steel

## ELECTRIC KETTLE

3-layer anti-scald design  
304 stainless steel

### Model / K85



▪ 304 stainless steel ▪ Strix

Voltage: 220-240V Capacity: 0.8L  
Hertz: 50-60Hz Power: 1000-1200W  
Product size: 168x145x230mm

CE CB



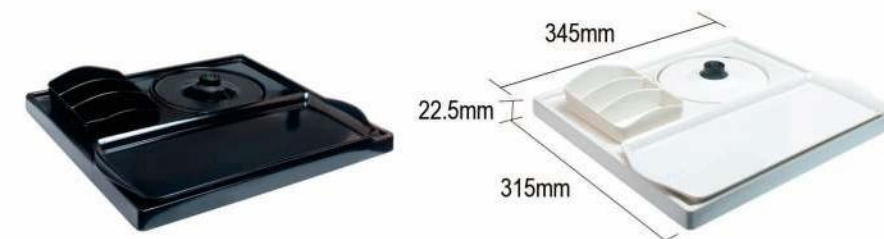
K85 MATT



K85 GOLDEN

## Tray Model-A

Material	Melamine
Size	345x315x22.5mm



Black

White



A-H0881S Mat(0.8L,1000W)



A-H2002 Black(1.2L,1350W)



A-H2002 White(1.2L,1350W)

## Tray Model-B

Material	Melamine
Size	385x325x22.5mm



Black

White



B-H1268 Black(0.8L,1000W)



B-H0880S White(0.8L,1000W)

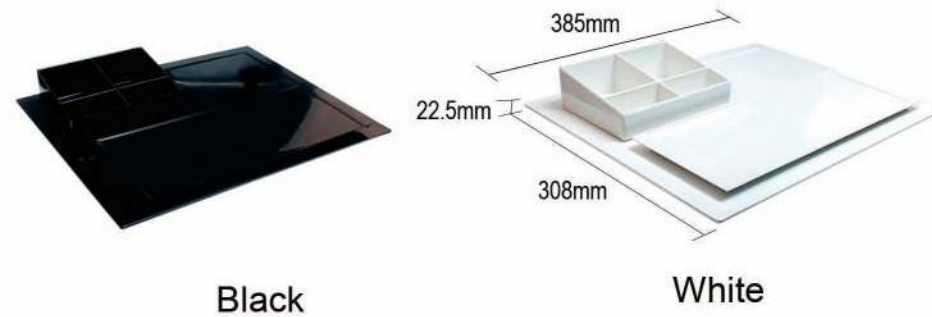


B-H1206-1(1L,1000W)



## Tray Model-C

Material	Melamine
Size	385x308x22.5mm



Black

White



C-H1268 Black(0.8L,1000W)



C-H1206-1(1L,1000W)



C-H2002 Black(1.2L,1350W)

## Tray Model-J

Material	Melamine
Size	420x300x30mm



Black



J-H1206 Black(1.2L,1000W)



J-H1206 Silver(1.2L,1000W)



J-H1205(1.2L,1000W)

## Tray Model-I

Material	ABS
Size	363x240x33mm



Black

White



I-H1262(0.6L,1000W)



I-H1263(0.6L,1000W)



I-H1268 Black(0.8L,1000W)



I-H0881S(0.8L,1000W)



I-K81(0.8L,1000W)




I-H1208(0.8L,800W)





## Tray Model-G

Material	ABS
Size	443x227x36mm



Black

White



G-H1268 Black(0.8L,1000W)



G-H1208(0.8L,800W)



G-K81 Black (0.8L,1000W)



G-K85(0.8L,1000W)




G-H1202(1.2L,1350W)



G-H1206(1.2L,1200W)

## Tray Model-K

Material	ABS
Size	405x268x38mm



Black



K-H1262(0.6L,1000W)



K-H1263(0.6L,1000W)



K-H0881S(0.8L,1000W)



K-H1208 Gun(0.8L,800W)



K-H1208(0.8L,800W)



K-H1206(1.2L,1000W)





## Tray Model-M

Material	ABS
Size	267x190x80mm



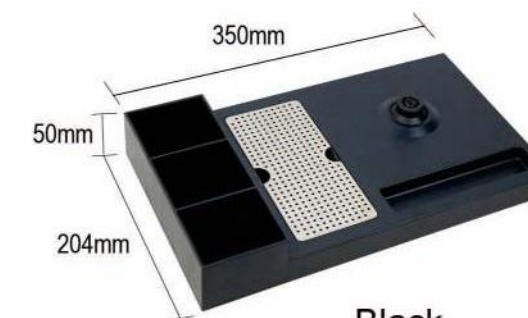
Black



White

## Tray Model-P

Material	ABS
Size	350x204x50mm



Black



M-H1262(0.6L,1000W)



M-H1263(0.6L,1000W)



M-H1208Gun(0.8L,800W)



P-H1262(0.6L,1000W)



P-H1263(0.6L,1000W)



P-H1268(0.8L,1000W)



M-H1208 Matt(0.8L,800W)



M-H1268(0.8L,1000W)



M-K81 (0.8L,1000W)



P-K81 (0.8L,1000W)



P-H0880S (0.8L,1000W)



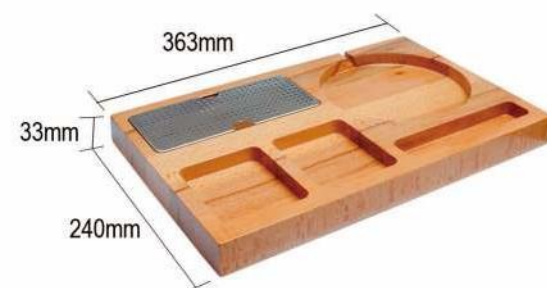
P-H2002(1.2L,1350W)





## Tray Model-W

Material	Wood
Size	363x240x33mm



W-H0880S(0.8L,1000W)



W-H1208(0.8L,800W)



W-H1208 Gun(0.8L,800W)



W-H2002(1.2L,1350W)



W-H1205 Mat(1.2L,1000W)



W-H1206 Black(1.2L,1000W)

## Tray Model-N42

Material	Wood
Size	420x315x25mm



Black



Wood



N42-H1262(0.6L,1000W)



N42-K81 (0.8L,1000W)



N42-H1268(0.8L,1000W)



N42-H1262(0.6L,1000W)



N42-H1268(0.8L,1000W)



N42-K81(0.8L,1000W)





### Valera 548.01/1 silver

Swiss Metal-Master "Light" Iconic  
Dc,Diffuuser,Color care,  
Ionic Care,Chrome Plate,2000 Watts,Cable 3m-  
Made in Switzerland

### Valera 561.19

Valera Hair Dryer Excel 1800,The Ultra-Light  
Hairdryer with Wall Holder,1800 Watts  
Made in Switzerland

### Valera 542.08

Valera Hair Dryer Action Black 1800-Swiss-  
Made in Switzerland

### Valera 533.03

Premium Smart 1200 Shaver-Wall Mounted  
Hair Dryer with Holder.1200 watts  
.Made in Switzerland



HAMMER DESIGN

### HIGH SPEED Hair Dryer-F18



Motor RPM:10600RPM  
Wind speed: ≥ 19m/s  
Over heating protection  
Power: 220-240V 50/60Hz 1600W



### Hair Dryer-F17 White



2 speed hot wind+cold wind  
Safety button  
Over heating protection  
Power: 220-240V 50/60Hz 1600W



### Hair Dryer-F17 Black



2 speed hot wind+cold wind  
Safety button  
Over heating protection  
Power: 220-240V 50/60Hz 1600W







## FOLDABLE DESIGN


### Hair Dryer-F9

220-240V 50Hz-60Hz 1800W  
 Safety switch or On/off button for option  
 Two speed hot wind + cool wind for option;  
 Foldable handle  
 Straight power cord  
 With chrome finished back cover  
 Automatic power off when over heating



### Hair Dryer-F13

2 speed hot wind + 1 speed cold wind  
 Safety button  
 Over heating protection  
 Power: 220-240V 50/60Hz 1800-2100W



• Foldable • Outlet



### Hair Dryer-F6

2 speed hot wind + 1 speed cold wind  
 Safety button  
 Over heating protection  
 Power: 220-240V 50/60Hz 1400-1600W



F6C BLACK

F6A WHITE



### Hair Dryer-F12

2 speed hot wind  
 Over heating protection  
 Power: 220-240V 50/60Hz 1200-1400W



F12B BLACK

F12W WHITE



## PROFESSIONAL DESIGN

### Hair Dryer-F2

3 speed temperature + 2 speed cold wind  
 Safety button  
 Over heating protection  
 Power: 220-240V 50/60Hz 1800-2100W



• Foldable • Removable net • Ionic function • Coil



### Hair Dryer-F8

Power: 220V-249V 50/60Hz 1800W  
 2 speeds + 3 temperatures  
 air speed: 16m/s  
 UV resistant ABS  
 Safety switch  
 Over-heating protection  
 16pcs/ctn  
 Ctn size: 51.5x40.5x50cm



### Hair Dryer-F11

220-240V 50/60Hz 1800-2200W  
 2 speed and 3 heat setting  
 Long life AC motor  
 Over heating protection  
 Hang up hook  
 with removable filter  
 Safety switch



### Hair Dryer-F19

Power: 220V-249V 50/60Hz 1600W  
 2 speeds + 3 temperatures  
 air speed: 16m/s  
 stainless steel material, high-end luxury  
 Safety switch  
 Over-heating protection  
 16pcs/ctn  
 Ctn size: 51.5x40.5x50cm





## WALL-MOUNTED DESIGN

### Hair Dryer-D01



2 speed hot wind  
Safety button  
Over heating protection  
Power: 220-240V 50/60Hz 1300W



D01A (WITH SHAVER SOCKET 110V & 220V)  
D01A-1 (WITH SHAVER SOCKET 220V)



D01B

### Hair Dryer-D08

Power: 220V-249V 50/60Hz 1600W  
2 speeds + 3 temperatures  
air speed: 14m/s  
Safty switch  
Over-heating protection  
12pcs/ctn  
Ctn size: 51.5x44.5x45cm



### Hair Dryer-D02B

2 speed hot wind  
Safety button  
Over heating protection  
Power: 220-240V 50/60Hz 1200W



### Hair Dryer-D09

Power: 220V-249V 50/60Hz 1800w  
Three heating setting including cool air setting  
Safty switch  
Over-heating protection  
12pcs/ctn  
N.W. /G.W.: 10kgs/12.5kgs  
Ctn size: 47.5x39.5x38cm



### Hair Dryer-D07-1 White

2 speed hot wind +cold wind  
Safety button  
Over heating protection  
Power: 220-240V 50/60Hz 1200W



D07-1 (WITH SHAVER SOCKET 110V & 220V)  
D07 (WITH SHAVER SOCKET 220V)



### Hair Dryer-D07-2 Black

2 speed hot wind+cold wind  
Safety button  
Over heating protection  
Power: 220-240V 50/60Hz 1600W



D07-2 (WITHOUT SHAVER SOCKET 110V & 220V)  
D07 (WITH SHAVER SOCKET 220V)



### Hair Dryer-D10

Power: 220V-249V 50/60Hz 1600W  
2 speeds + 3 temperatures  
air speed: 16m/s  
stainless steel material, high-end luxury  
Safty switch  
Over-heating protection  
12pcs/ctn  
Ctn size: 55.5x44.5x36.5cm





## SEMI-CONDUCTOR MINI BAR

### Model / BC-20A

Capacity: 20L  
Size: W400\*D422\*H352mm  
Power: 55W (220V-240V, 50Hz/60Hz)  
ECO Temp: 4.5-15°C  
Heater Power: 10W



### Model / BC-20BF

Capacity: 20L  
Size: W400\*D422\*H352mm  
Power: 55W (220V-240V, 50Hz/60Hz)  
ECO Temp: 10-15°C  
Heater Power: 10W



### Model / BC-30A

Capacity: 30L  
Size: W400\*D398\*H480mm  
Power: 55W (220V-240V, 50Hz/60Hz)  
ECO Temp: 6.5-15°C  
Heater Power: 10W



### Model / BC-30AF

Capacity: 30L  
Size: W400\*D398\*H480mm  
Power: 55W (220V-240V, 50Hz/60Hz)  
ECO Temp: 10-15°C  
Heater Power: 10W



### Model / BC-40A

Capacity: 40L  
Size: W400\*D420\*H530mm  
Power: 55W (220V-240V, 50Hz/60Hz)  
ECO Temp: 6.5-15°C  
Heater Power: 10W



### Model / BC-40G

Capacity: 40L  
Size: W400\*D420\*H530mm  
Power: 55W (220V-240V, 50Hz/60Hz)  
ECO Temp: 10-15°C  
Heater Power: 10W



## SEMI-CONDUCTOT MINI BAR

### Model / HS-30A

Capacity: 30L  
Size: W420 x D400 x H485mm  
Power: 48W (220V-240V, 50Hz/60Hz)  
Temperature Range: 6-12°C  
N.W/G.W: 8.5KG/10.5KG



### Model / HS-30G

Capacity: 30L  
Size: W420 x D400 x H485mm  
Power: 48W (220V-240V, 50Hz/60Hz)  
Temperature Range: 10-15°C  
N.W/G.W: 11.5KG/13KG



### Model / HS-42A

Capacity: 42L  
Size: W420 x D420 x H515mm  
Power: 48W (220V, 50Hz)  
Temperature Range: 6.5-15°C  
N.W/G.W: 10.4KG/11.5KG



### Model / HS-42G

Capacity: 42L  
Size: W420 x D420 x H515mm  
Power: 48W (220V, 50Hz)  
Temperature Range: 12-16°C  
N.W/G.W: 11.5KG/13KG







## THERMO ABSORPTION MINI BAR

### Model / CB-20SA

Capacity: 20L  
Size: W360 x D390 x H440mm  
Power: 48W (220V-240V, 50Hz/60Hz)  
Temperature Range: 8°C  
(25°C Ambient Temperature)  
N.W/G.W: 9.5KG/11KG



### Model / SC-20SA

Capacity: 20L  
Size: W360 x D390 x H440mm  
Power: 63W (220V-240V, 50Hz/60Hz)  
Temperature Range: 12°C  
(25°C Ambient Temperature)  
N.W/G.W: 10KG/11KG



### Model / CB-40SA

Capacity: 40L  
Size: W400 x D420 x H570mm  
Power: 48W (220V, 50Hz)  
Temperature Range: 5-12°C  
N.W/G.W: 11.8KG/12.5KG



### Model / SC-40SA

Capacity: 40L  
Size: W400 x D420 x H570mm  
Power: 63W (220V, 50Hz)  
Temperature Range: 12°C  
(25°C Ambient Temperature)  
N.W/G.W: 13.6KG/14.9KG



## Thermo Absorption mini bar

### Model / XCS-30A

Capacity: 30L  
Size: W400\*D390\*H480MM  
Power: 65W (220V/60HZ,110V/60HZ)  
Temperature Range: 4-10°C  
N.W/G.W: 10kg/11kg



### Model / XCS-30B

Capacity: 30L  
Size: W400\*D390\*H480MM  
Power: 65W (220V/60HZ, 110V/60HZ)  
Temperature Range: 8-14°C  
N.W/G.W: 12kg/13kg



### Model / XCS-40A

Capacity: 40L  
Size: W410\*D400\*H550MM  
Power: 65W (220V/60HZ, 110V/60HZ)  
Temperature Range: 6-10°C  
N.W/G.W: 11.5kg/13kg



### Model / XCS-40B

Capacity: 40L  
Size: W405\*D400\*H550MM  
Power: 65W (220V/60HZ, 110V/60HZ)  
Temperature Range: 10-16°C  
N.W/G.W: 13.5kg/15kg





## ABSORPTION MINI BAR

### Model: XC-30A

Capacity: 30L  
Size: W400 x D420 x H480mm  
Power: 65W (220V-240V, 50Hz/60Hz)  
Temperature Range: 0-8°C  
N.W/G.W: 14.4KG/16.5KG



### Model: XC-30B

Capacity: 30L  
Size: W400 x D420 x H480mm  
Power: 65W (220V-240V, 50Hz/60Hz)  
Temperature Range: 5-12°C  
N.W/G.W: 16.1KG/18.2KG



### Model: XC-40A

Capacity: 40L  
Size: W400 x D440 x H550mm  
Power: 65W (220V-240V, 50Hz/60Hz)  
Temperature Range: 0-8°C  
N.W/G.W: 14.8KG/16KG



### Model: XC-40B

Capacity: 40L  
Size: W400 x D435 x H550mm  
Power: 65W (220V-240V, 50Hz/60Hz)  
Temperature Range: 5-12°C  
N.W/G.W: 18.2KG/20.3KG



### Model: XC-60A

Capacity: 60L  
Size: W485 x D500 x H560mm  
Power: 80W (220V-240V, 50Hz/60Hz)  
Temperature Range: 0-8°C  
N.W/G.W: 18.5KG/20.5KG



### Model: XC-60B

Capacity: 60L  
Size: W485 x D495 x H560mm  
Power: 80W (220V-240V, 50Hz/60Hz)  
Temperature Range: 5-12°C  
N.W/G.W: 20.8KG/21.5KG



## DRAWER DESIGN MINI BAR

### Model / XC-50A Absorption Mini Bar

Capacity: 50L  
Size: L500 x W550 x H430mm  
Power: 80W (220V-240V, 50Hz/60Hz)  
Temperature Range: 0-8°C  
N.W/G.W: 20.5KG/18.2KG



### Model / CB-21SA Thermo Absorption Mini Bar

Capacity: 21L  
Size: W385 x D455 x H375mm  
Power: 63W (220V, 50Hz)  
Temperature Range: 8°C  
N.W/G.W: 9.4KG/10.5KG







## HOTEL SAFE

### MODEL / E2042A

size: 420 x 370 x 200mm



### Model / E2042G

size: 420 x 370 x 200mm



### Model / E2042M

size: 420 x 370 x 200mm



### MODEL / E2042BJ

size: 420 x 370 x 200mm



### MODEL / E2042U

size: 420 x 370 x 200mm



### MODEL / E2042MJ

size: 420 x 370 x 200mm



## HOTEL SAFE

### MODEL / D1541MJ

size: 410 x 350 x 150mm



### MODEL / D1541BJ

size: 410 x 350 x 150mm



### MODEL / D1541N

size: 410 x 350 x 150mm



### MODEL / CT-2038G

size: 410 x 350 x 150mm



### MODEL / CT-2048BJ

size: 410 x 350 x 150mm



### MODEL / CT-2048MJ

size: 410 x 350 x 150mm





## STEAM IRON

### Model / HS-05

Power:1800W  
Product size:29.2x12.1x14.5cm  
Plate size:21.9x12.1cm  
Water tank:320ml  
220-240V,50-60Hz



### Model / HS-06

Power:1800W  
Product size:29.2x12.1x14.5cm  
Plate size:21.9x12.1cm  
Water tank:320ml  
220-240V,50-60Hz



## DRY IRON

### Model / HS-08

Power:1000W  
Product size:26.5x10.3x13.2cm  
Giftbox dimension:  
270x110x136mm  
Power cord:1.8M  
220-240V,50-60Hz



### Model / HS-08

Power:1000W  
Product size:26.5x10.3x13.2cm  
Giftbox dimension:  
270x110x136mm  
Power cord:1.8M  
220-240V,50-60Hz



## WALL MOUNTED SERIES IRONING STATIONS



### Model / IB-01

Color:Grey  
Full Size:1120x300mm  
Board Size:920x300mm  
10mm Thickening  
Maximum Height: 78cm  
Height Adjustment: 7 Levels



### Model / IB-01

Color:Black  
Full Size:1120x300mm  
Board Size:920x300mm  
10mm Thickening  
Maximum Height: 78cm  
Height Adjustment: 7 Levels



### Model / IB-03

Color: Grey  
Board Size:1100x330mm  
10mm Thickening Felt  
Maximum Height: 85cm  
Height Adjustment: 7 Levels



### Model / IB-05

Color: Black  
Board Size:1100x330mm  
10mm Thickening Felt  
Maximum Height: 85cm  
Height Adjustment: 7 Levels



Thick felt 10mm



Force supporting point  
stengthening steel plate,  
more stable



Standing





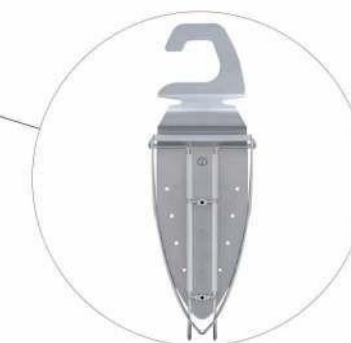
## WALL MOUNTED SERIES IRONING STATIONS



Model: IB02-5  
Wall mounted type ironing holder  
Apply to hang ironing board  
Color: black/white  
Size: H35xW13.5cm

(Iron:HS-06,Iron Board:IB-01,Holder:IB02-5)

## WALL MOUNTED SERIES IRONING STATIONS



Model: IB03-3&5  
Ironing holder with anti-theft spare part  
Apply to hang ironing board into hotel wardrobe  
Color: silver  
Size: L 40xW12.8xH12cm

(Iron: HS-06,Iron Board: IB-03,Holder: IB03-3&5)



Model: IB04-5  
Ironing holder hanging to wardrobe  
Color: black  
Size: H42xW14xL13cm

(Iron:HS-08,Iron Board:IB-05,Holder:IB04-5)



Model: IB05-3&5  
Ironing holder with anti-theft spare part  
Apply to hang ironing board into hotel wardrobe  
Color: black  
Size: H 29.5 xW13.5cm

(Iron: HS-05,Iron Board: IB-05,Holder: IB05-3&5)



## MAGNIFYING MIRROR

### Model/ HS-67

dia: 6" ,8"



### Model / HS-726

dia: 6" ,8"



### Model/ HS-66

dia: 6" ,8"



### Model / HS-529

dia: 8.5"  
Thickness: 55mm  
LED: 60000 hrs



### Model / HS-519

dia: 8"  
Thickness: 20mm  
LED: 60000 hrs



### Model / HS-509

dia: 8.5"  
LED: 60000 hrs



### Model / HS-539

size: 200 x 200mm  
LED: 60000 hrs



### Model / HS-559

size: 212 x 132mm  
LED: 60000 hrs



## WEIGHING SCALE

### Model / H-02

Platform: Tempered glass  
LCD size: 73x33mm  
Size: 312x285x23mm  
Max capacity: 180KG



### Model / H-03

Platform: 5mm Tempered glass  
LCD size: 61x25mm  
Size: 312x285x20mm  
Max capacity: 180KG



### Model / HS-1102

Platform: Tempered glass  
LCD size: 61x25mm  
Size: 300x300x23mm  
Max capacity: 180KG



### Model / GL-D1M

Platform: Tempered glass/ABS  
LCD size: 73x33mm  
Size: 330x35mm  
Max capacity: 180KG



### Model /GL-D1102

Platform: Tempered Glass platform  
LCD size: 61x25mm  
Size: 280x280x23mm  
Max capacity: 180KG



### Model / H-05

Platform: Tempered glass  
LCD size: 80x30mm  
Size: 300x300x24.5mm  
Max capacity: 180KG







## TELEPHONE



Model:SN-0001B BLACK



BEIGE



Model:SN-0003 BLACK



BEIGE



Model:SN-0007A



Model:SN-0007C



Model:SN-0005 BLACK



BEIGE



Model:SN-0006 BLACK



BEIGE



Model:SN-0008 BLACK



BEIGE



Model:SN-0009 BLACK



BEIGE



Model:SN-0009B BLACK



BEIGE



Model:SN-0016BLACK



BEIGE



GLOBE



Model:SN-8903 BLACK



GOLDEN



RED



BEIGE



Model:SN-0012 BLACK



Model:SN-0011 BLACK



BEIGE



## FLASHLIGHT

### Model / HSF-01

Material: Aluminum alloy shell, anti-slip rubber handle  
Bulb type: 13 LEDs  
Battery: 3 AA  
Product Size: 185x60x55 mm(Φ45xΦ26x175 mm)  
Product weight: 325g



### Model / HSF-02S

Material: ABS  
Bulb type: 6 LEDs  
Battery: 4 AAA  
Product Size: 130x40x38 mm  
Product Weight: 80g



### Model / HSF-02

Material: ABS  
Bulb type: 1LED  
Battery: 4 AAA  
Product Size: 135x40x38 mm  
Product Weight: 80g



### Model / HSF-03

Material: ABS, Anti-fall rubber  
Bulb type: 3 large LEDs  
Battery: 2D (Not Included)  
Product Size: 230x60x65 mm  
Product Weight: 220g



## DUST BIN

### Leather Series

- Double layer wastebin
- Outer: wrapped with PU leather  
(Different colors and styles for leather are available)
- Inner: iron painted
- With chrome top
- Shape: Round-RB-01  
Oval-OB-02



### WD-A1 Series

- #410 Stainless steel material
- Fire safe construction design
- Plastic liner for easy cleaning
- Color: Silver matte
- Buffer closing device
- Capacity: 5 litres-WD-A1-5L  
7 litres-WD-A1-7L  
9 litres-WD-A1-9L  
12 litres-WD-A1-12L



### WD-ST Series

- #410 Stainless steel material
- Fire safe construction design
- Plastic liner for easy cleaning
- Color: Silver matte
- Buffer closing device
- Capacity: 5 litres-WD-ST-5L  
7 litres-WD-ST-7L  
8 litres-WD-ST-8L  
10 litres-WD-ST-10L  
12 litres-WD-ST-12L  
20 litres-WD-ST-20L







## LUGGAGE RACK

## LUGGAGE RACK

### HS605558

Size: L600\*W550\*H580mm  
material: rubber wood  
black or mahogany color for option



### HM7215D

Size: 600\*420\*630  
Color: nature color- material is beach wood; brown color material is rubber wood. Brown color is



### HS605462

Strong metal frame with silver chrome  
4 black durable straps  
Easy fold up  
Size: L550\*W500\*H700mm



### J-7

Features:  
Heavy duty design  
5 black durable straps  
Easy fold-up  
Made of stainless steel  
Size: L600xW450xH610MM  
Colour: Silver/Rose golden/Black



J-6

### J-13

Features:  
Heavy duty design  
4 black durable straps  
Easy fold-up  
Made of stainless steel  
Size: L550xW500xH700MM  
Colour: Silver



J-11



J-7

### J-6

Features:  
Heavy duty design  
5 black durable straps  
Easy fold-up  
Made of stainless steel  
Size: L600xW450xH530MM  
Colour: Silver/Rose golden



J-13

### J-11

Features:  
Heavy duty design  
5 black durable straps  
Easy fold-up  
Made of stainless steel  
Size: L520xW520xH650MM  
Colour: Rose golden



## ALARM CLOCK

### Model / BT508

Bluetooth Version: V5.0  
 Bluetooth Profiles: A2DP, AVRCP, HFP, HSP  
 Bluetooth Range: Over 10 meters (30 feet)  
 Wireless Spectrum: 2.402-2.480GHz, ISM  
 Charge Cable: TYPE C  
 Working Time: about 6 hours calls&music (middle volume)  
 Capacity: DC3.7v 2000mAh  
 Speaker size:  $\phi 45\text{mm}$   
 Output: 5W  
 Passive Vibrating Diaphragm:  $\phi 40\text{mm}$  x1  
 Port: AUX-in, Micro SD card, TYPE C, DC5V1A  
 Charging power supply: DC5V2A / 9V2A  
 Output power: 5V/9V, 1A==2A 10W backward compatible 5W,  
 7.5W, 10W automatic identification matching  
 Fast charge: support QC3.0 / QC2.0  
 Dimensions: about 130\*90\*68.5mm/5.12\*3.54\*2.7in  
 Product weight: about 385 grams



### Model / BT509

Product size: 11.4\*4.5\*8.7cm  
 Digital Alarm Clock with Buzzer and Radio Alarm Sound  
 12 Hour Time System.  
 you can choose buzzer or radio as the alarm sound  
 Voltage is AC110V-220V 50-60Hz, the cable length is 1.5M,  
 2 AAA batteries for back up power



## LEATHER



L198\*W120\*H70mm



L118\*W98\*H88mm



L88\*W88\*H21mm



L218\*W138\*H20mm



L200\*W250\*H95mm



L380\*W250\*H30mm



L125\*W125\*H145mm



L355\*W230\*H300mm





# Staff Uniform

All kind of Branding design support with customization.

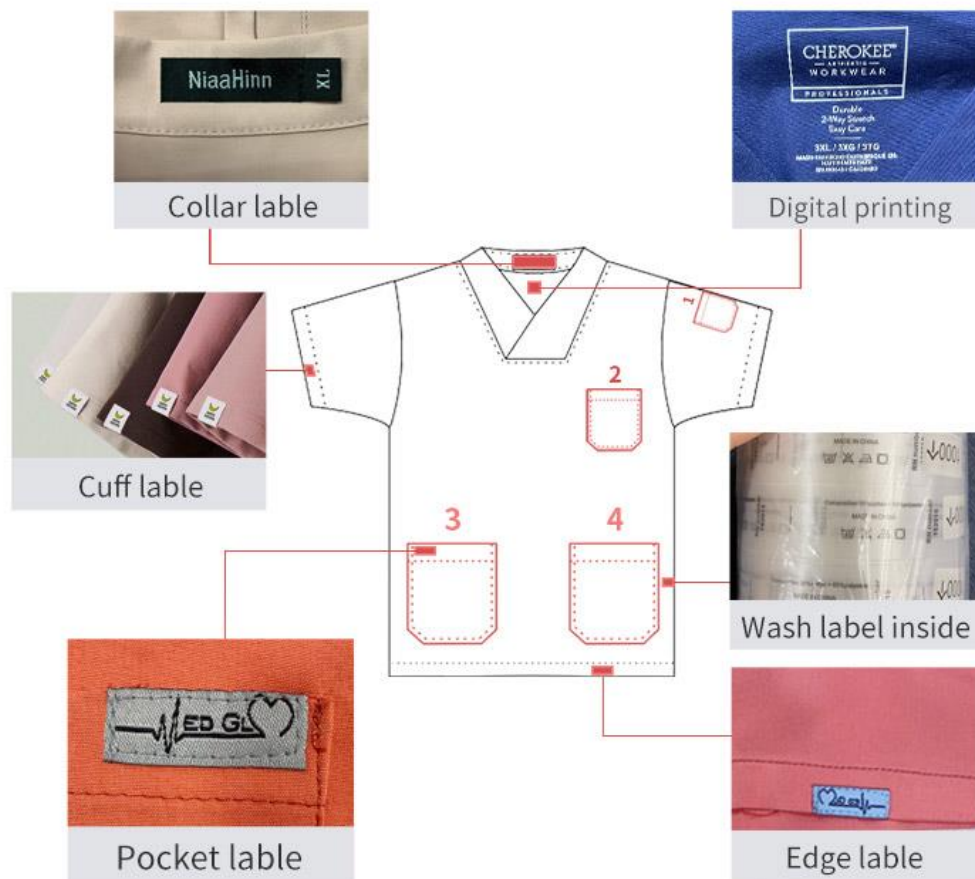






# CUSTOM DESIGN

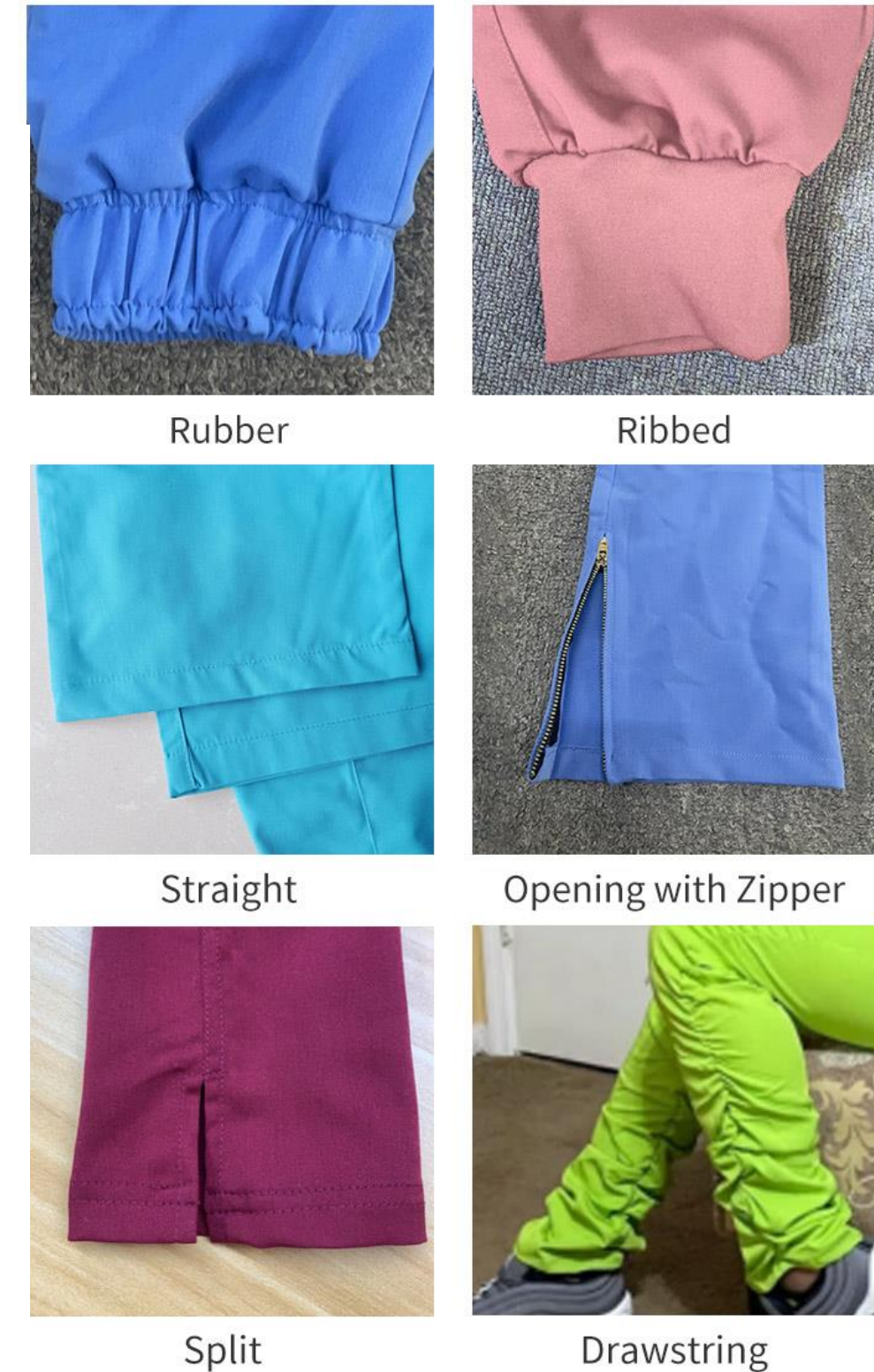
## TOP CUSTOMIZATION



## PANTS CUSTOMIZATION



## LEG CUFF CUSTOMIZATION



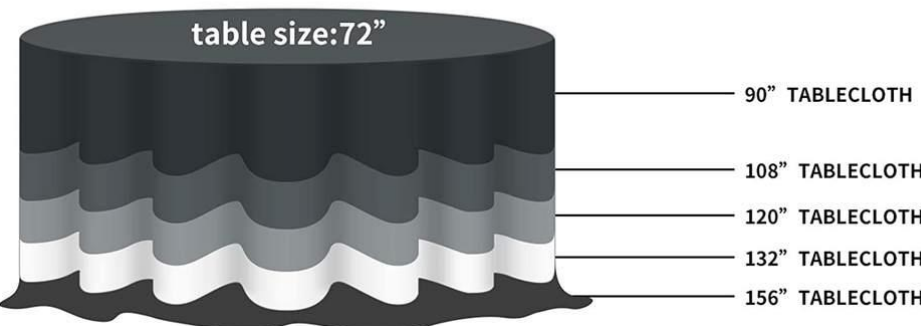


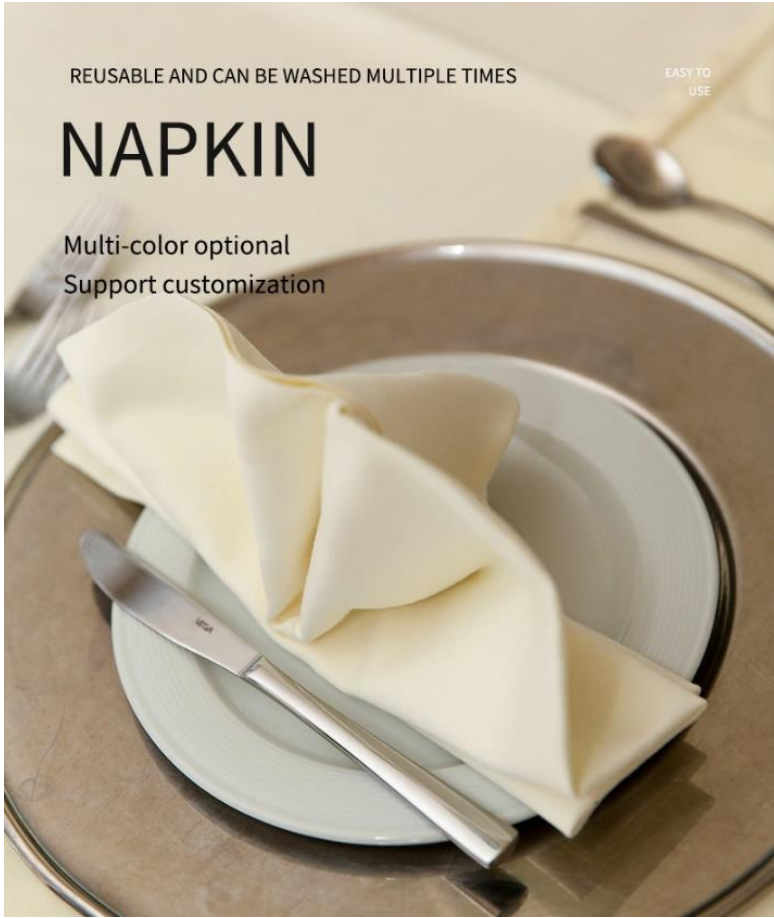
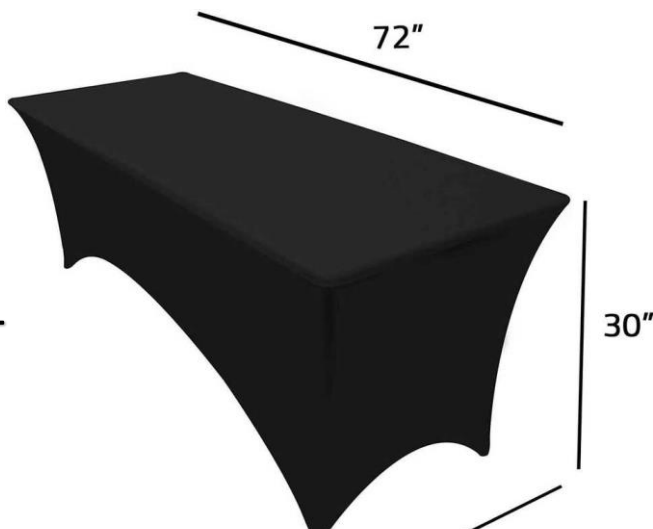


# Table covers & Napkins

VARIOUS COLORS AVAILABLE

PRODUCT PARAMETER

Art No HE1501





## Hospitality Bath linen Set

- Bath Robe.
- Bath Towel.
- Face Towel.
- Gift Set.
- Hand Towel.
- Ladies Bath Towel.
- Large Bath Mat.
- Large Towel.
- Slippers.



## Hospitality Bed Linen Set

- Flat Sheet
- Fitted Sheet.
- Pillows.
- Duvet Covers.
- Hand Towel.
- Bed Spreads.
- Pillow Covers.
- Mattres Protector.
- Bed Runner.





# RUBABA

Where Every Room Tells a Tale of Luxury.

Thank you for going through our catalogue. We are here for any queries you may have. Please feel free to call us or message us .

**FOR MORE INFO CONTACT:**

**RIZA- +971589731932**

**ADNAN IQBAL- +971 50 8398423**

**EMAIL – [riza@rubabame.com](mailto:riza@rubabame.com)**

**Mostafa Bin Abdul Latif Bldg  
Al Souq Al Kabeer  
P.O.BOX 44 BUR DUBAI UAE**

## HOTEL SUPPLIES PRODUCT CATALOG

